

ELECTRIC EEL 32mm DUAL CABLE for Model C & Model 325 Machines

The patented, self feeding dual cable requires no manual handling and cuts through stoppages more effectively. A right hand wound outer coil and a left hand wound inner are both anchored to reduce helixing and loss of cable in the pipeline. Snap lock couplings supply an instant, secure hold. Cables are available in 1.2m, 2.4m and 3m lengths.



REGULAR 1.2M (ECDC1.2REG)
















REGULAR 2.4M (ECDC2.4REG)

HEAVY DUTY 1.2M (ECDC1.2HD)

HEAVY DUTY 2.4M (ECDC2.4HD)

TRS 2.4M (ECDC2.4TRH)

TRS 3.0M (ECDC3.0HD)

 MALE COUPLING ECSC1	 FEMALE COUPLING ECSC2	 INNER CABLE END (REGULAR) ECSC4	 INNER CABLE END (HEAVY DUTY) ECSC4H	 INNER SPLICER (REGULAR) ECC14
 INNER SPLICER (HEAVY DUTY) ECC14H	 CONNECTOR PIN 22 X 4MM ECSP1	 DRIVE PIN 32 X 6MM ECSP2	 MALE CABLE REPAIR TOOL ET101	 FEMALE CABLE REPAIR TOOL ET102
 INNER CABLE HOOK ET104	 CABLE REPAIR SPANNER ET105	 INNER CABLES (REG OR H/DUTY) ECICREG ECICHD	 OUTER CABLE OUT2.4	 TRS OUTER CABLE OUTRS2.4 OUTRS3

MODEL J KIT

The optional Model J kit comes with all the exclusive features as the larger dual cable and permits the Model C, with easily reduced clutch settings, to clean smaller 50 - 100mm lines up to 30m in length. Cables come in 1.8m sections with various cleaning tools available.



DRAIN CLEANING TOOLS TO SUIT ELECTRIC EEL 32mm CABLE

STARTING TOOL



Blade Size
EA1DC - 40mm
EA2DC - 60mm

STARTING TOOL



Blade Size
EHDD2T - 60mm

HEAVY DUTY CUTTER



EHDD3S - 75mm
EHDD4S - 100mm
EHDD5S - 150mm
EHDD7S - 200mm

FINISHING TOOL



EA14DC - 100mm

FINISHING TOOL



EA13DC - 75mm
EA13-2DC - 75mm*
*Double Blade

DROPHEAD ADAPTER



ESC19 (Swivel joint
between cable and
cleaning tool)

STARTING TOOL



EA23DC - 75mm

FINISHING TOOL



EA6ADC - 150mm

BULB SHAPED TOOL



EST2 - 100mm PVC

'S' SHAPPED TOOL



EHDD6 - 150mm
EHDD8 - 200mm
EHDD10 - 250mm

'U' SHAPPED CUTTER



EU3 - 75mm
EU4 - 100mm
EU6 - 150mm

HEAVY DUTY 'U'
SHAPPED CUTTER



EU3H - 75mm
EU4H - 100mm
EU6H - 150mm

RETRIEVING TOOL



EHDD7 (Left hand retriever)
EST1 (Right hand retriever)

CABLE SPANNER



ESC18 (For
separating cables)

RIDGID/EEL ADAPTOR



ESP44 (ELECTRIC
EEL TO RIDGID
CABLE ADAPTER)

FEEDING TOOL



ESC13 (Assists in
feeding cable)

CABLE CONTAINER



ESC15

TORQUE WRENCH
ADAPTOR



ESC16 (Adapts
torque wrench to
drive coupling)

**Unless stated
otherwise -
Dimensions are
pipe size.**

**We stock a full
range of spare
parts and have
service and
repair available at
our Sydney
warehouse.**