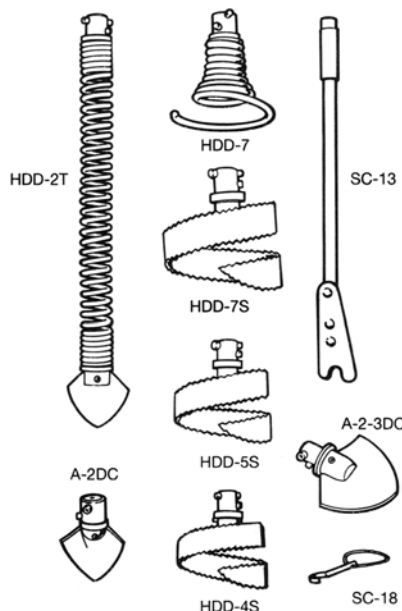


# ELECTRIC EEL

## MODEL 325

### Standard Equipment



#### Initial Opening Tools

- HDD-2T. 2-3/8" starting tool for 4" pipelines with "P" trap
- A-2DC. 2-3/8" starting tool for completely blocked lines
- A-2-3DC. 3" tool for removing hard deposits in 4" and larger lines

#### Heavy Duty Tools

- HDD-4S. Heavy-duty clean-up tool for 4" pipelines
- HDD-5S. Heavy-duty clean-up tool for 6" pipelines
- HDD-7S. Heavy-duty clean-up tool for 8" pipelines

#### Retrieving Tool

- HDD-7. 3" tool for retrieving objects from pipeline

#### Feeding Tool

- SC-13. Helps operator start cable through traps and bends

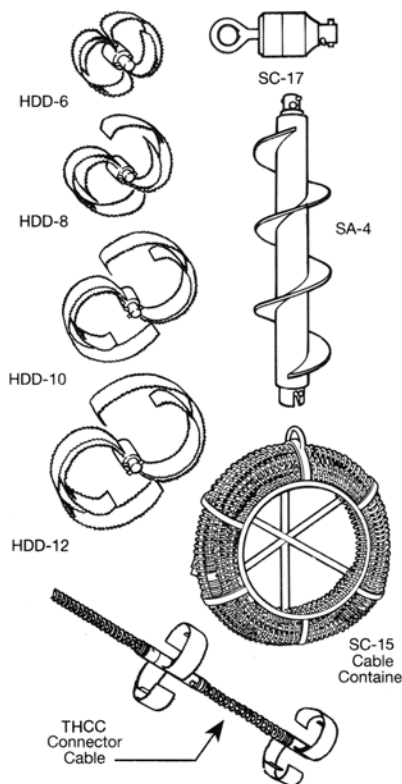
#### Spanner Wrench

- SC-18. Disconnects cables and tools

#### Heavy Duty Dual Cable

- (25) 8 Ft. sections – 200 ft.

### Optional Equipment



#### Finishing Tools

- HDD-6\*. "S" shaped for 6" pipelines
- HDD-8\*. "S" shaped for 8" pipelines
- HDD-10\*. "S" shaped for 10" pipelines
- HDD012\*. "S" shaped for 12" and 14" pipelines

#### Accessories

- SC-17. Swivel Cable Puller for threading cable through pipeline
- SA-4. Sand Auger Tool. Affix a spade-type tool for use on culverts under roadways
- Connector Cable with finishing tools in tandem (shown below)
- Set of Manhole Guide Tubes to minimize cable kinkage in manholes
- Guide tube jack to anchor guides at top of manhole
- Cable Reel – 500 foot capacity with cable hold-down and reel crank
- Cable Container. Provides convenient handling and storage of up to 56 feet of cable

\* Available with or without tandem hub connector for thorough cleaning operation in 6" through 14" diameter pipelines.

Note: Always refer to operator's manual and safety instructions before operating any drain and sewer cleaning equipment.

**For More Information, Call 800-833-1212 or Visit Our Web Site at [www.electriceel.com](http://www.electriceel.com)**

PROFESSIONALLY ENGINEERED TO CLEAN 4" TO 14" DIAMETER PIPELINES WITH LENGTHS UP TO 500 FEET.



# ELECTRIC EEL

## MODEL 325 The Exclusive DUAL DRIVE™ System

**THE MOST**

**EFFICIENT, PORTABLE,**

**GASOLINE POWERED**

**PIPELINE CLEANER**

**FOR MUNICIPALITIES**

**AND INDUSTRY**

**Electric Eel**  
DRAIN CLEANING TOOLS FOR PROFESSIONALS

ELECTRIC EEL MANUFACTURING CO., INC.  
501 W. Leffel Lane, Springfield, Ohio 45501-9985  
937-323-4644 Toll-Free: 800-833-1212 FAX: 937-323-3767  
E-mail: [info@electriceel.com](mailto:info@electriceel.com) [www.electriceel.com](http://www.electriceel.com) LT-8

**Electric Eel**  
DRAIN CLEANING TOOLS FOR PROFESSIONALS



# ELECTRIC EEL

## MODEL 325

**PATENTED DUAL DRIVE™**


**CABLE AND COUPLING DESIGN**

**PROVIDE SELF-FEEDING**

**POWER FOR EVERY**

**CLEANING APPLICATION**

### Heavy-Duty Dual Cable




1. Engine throttle conveniently located for fingertip control.
2. Powerful 6.5 H.P., industrial/commercial 4-cycle Briggs & Stratton engine with recoil starter provides power for the toughest jobs.
3. Automotive clutch assures smooth and efficient transfer of power from the engine to the transmission.
4. Tough 3-speed forward and reverse automotive transmission. Cable can be rotated at the following RPMs with the engine at full throttle:

First gear	Second gear	Third gear
350 RPM	650 RPM	1050 RPM
5. Easily adjusted heavy-duty safety clutch provides overload protection for the cable and cleaning tools by slipping under a predetermined load.
6. Rugged 3/16" steel base withstands rough usage.
7. Large, 12" diameter pneumatic tires with roller bearing wheels provide ease of maneuverability over all types of terrain.
8. Conveniently located foot-operated automotive clutch pedal.
9. Removable handle for compact storage and transporting.
10. Patented, 1-1/4" diameter, self-feeding heavy-duty dual cable. The rotating cable requires no handling by the operator. Dual construction keeps cable loss to a minimum.
11. Right hand wound outer coil and 5/8" diameter left hand wound inner coil, both anchored to the coupling, reduce helixing and loss of cable in the pipeline. Open spaced outer coil design helps loosen deposits and auger them back.
12. Patented snap lock couplings provide easy and dependable joining of the 8-foot cable section with no set screws, nuts or loose pins; all drive pins are made of stainless steel.

# ELECTRIC EEL

## MODEL 325



**Convenient one-man operation saves time and money.**  
**For more information, Call 1-800-833-1212**

**Electric Eel**  
DRAIN CLEANING TOOLS FOR PROFESSIONALS